



 Cone 5/6





SATIN MATTES

Category: Mid-High Fire Glaze
 Firing Temperature: Cone 5 - Cone 6*



SM-51
Red



NEW SM-53
Cayenne



SM-68
Orange



NEW SM-60
Goldenrod



SM-63
Yellow



SM-44
Chartreuse



SM-42
Mint



NEW SM-46
Moss



SM-20
Light Blue



SM-21
Dark Blue



NEW SM-24
Seafoam



SM-27
Teal



SM-29
Blue Green



SM-1
Black



SM-10
Clear Satin



NEW SM-2
Stone



NEW SM-3
Marble



SM-11
White



Conforms to
ASTM D-4236



Safe for Spray
Application



Mixable



Food Safe

Tiles are AMACO 11-M A-Mix White Stoneware Clay.
 Fired to Cone 5.

* Definition of Cones:

Cone 5 = 1184°C (at 150°C/hour for the final 100°C of firing) / 2201°F (at 270°F/hour in the final 200°F of firing)

Cone 6 = 1241°C (at 150°C/hour for the final 100°C of firing) / 2266°F (at 270°F/hour in the final 200°F of firing)

SATIN MATTE ADVANTAGE

- Silky Smooth satin glaze surface
- Food Safe
- Fully mixable within the line for custom colors

CONE
5/6

CLAY

SMs are a semi-opaque glaze and will have different results with different clay bodies. Using speckled clays will give a speckled result.



SM- 53 Cayenne
Cone 5



SM- 46 Moss
Cone 5



SM- 24 Seafoam
Cone 5



SM- 2 Stone
Cone 5

FAQ

Apply to... Cone 04 Bisqueware

Fire to... Cone 5 - Cone 6

Food safe? Yes. All Satin Matte glazes hold a food safety status.

SM - 46 Moss
Amaco 11M White Stoneware



APPLICATION

Apply 3 even coats for best results.

SM-20 Light Blue
11M White Stoneware
Cone 5
1-2-3 coats




Sm-51 Red
11M White Stoneware
Cone 5
1-2-3 coats



RESOURCES



Creating pastel
Satin Matte
bottles how to:



MIXING


All colors below are mixed 50/ 50. Visit https://www.amaco.com/clay_how_tos/219 for more information about volumetric mixing with Amaco glazes.



50% SM-68 Orange
50% SM-42 Mint




50% SM-11
50% SM-1



50% SM-11
50% SM-51



50% SM-21
50% SM-24



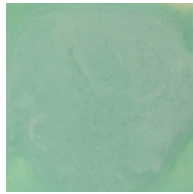
50% SM-11
50% SM-29




50% SM-27
50% SM-29




50% SM-11
50% SM-42



50% SM-11
50% SM-24



50% SM-29
50% SM-51



50% SM-1
50% SM-68



50% SM-27
50% SM-51



SM - 60 Goldenrod
Amaco 11M White Stoneware

GET INSPIRED



Visit our 5/6 Exchange page at [Facebook.com/groups/potterschoiceex](https://www.facebook.com/groups/potterschoiceex) to find inspiration, share results, and discuss with other AMACO customers!

TECHNIQUES

- Use tape to delineate areas and apply glazes in a "window-pane" technique. Use wax over the glaze before removing tape to fill in the lines between color with glaze.
- Use SM-10 Clear with underglaze (food safe)
- Use SM-11 White as a base for watercolor with SMUGs
- Use SM-11 White as a base with Celadon
- Use SM-11 White as a base for Velvet Underglazes

Share your Satin Matte techniques with us on socials!



SM - 3 Marble
Amaco 11M White Stoneware

Questions? Call (800) 374-1600